


Elephant Welfare Project

Elephant Behavioural Welfare Tool Android App Instructions



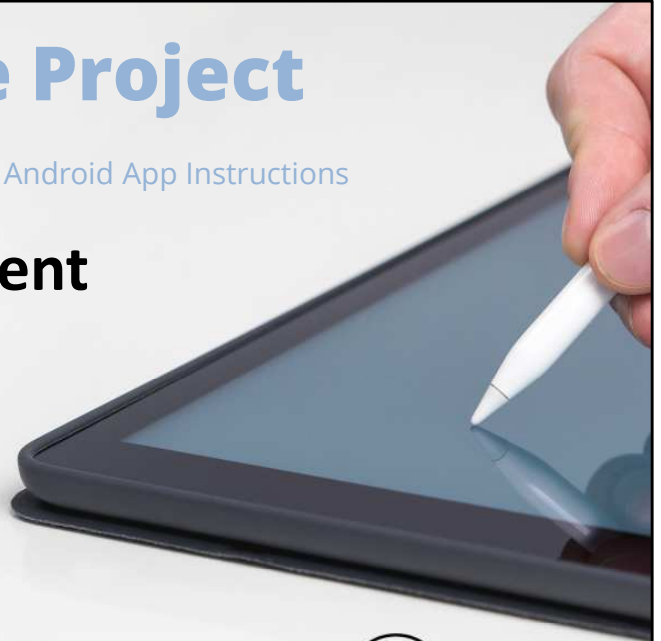

www.elephantwelfareproject.org



Elephant Welfare Project

Elephant Behavioural Welfare Assessment Tool Android App Instructions

Completing an assessment



Now that you've registered your assessors and your elephants on the app, we'll go through how to complete an assessment for one of your elephants

Section A - Qualitative Behaviour Assessment (QBA)

Complete these in one day

Four observations, spread across the day, between:

9:00 – 11:00 (9am-11am)

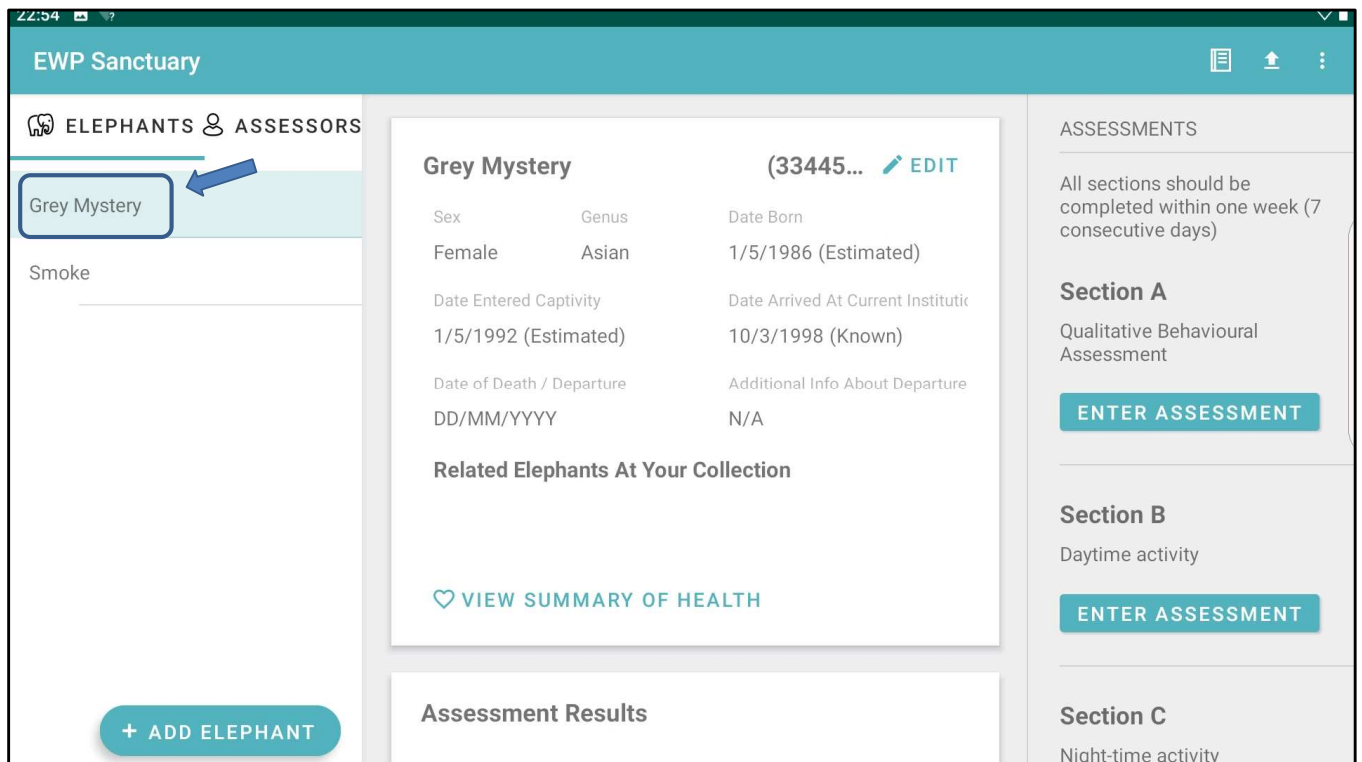
11:00 – 13:00 (11am-1pm)

13:00 – 15:00 (1pm-3pm)

15:00 – 17:00 (3pm-5pm)



Section A, Qualitative Behavioural Assessment. You'll complete this section in one day, making four observations spread across the day, with one observation between 9-11am, one 11am-1pm, one made between 1 and 3pm, and one observation between 3 and 5pm



To begin an assessment, first select the elephant you'll be observing

22:34

EWP Sanctuary

ELEPHANTS

ASSESSORS

Grey Mystery

Smoke

+ ADD ELEPHANT

Grey Mystery

(33445... [EDIT](#))

Sex	Genus	Date Born
Female	Asian	1/5/1986 (Estimated)
Date Entered Captivity	Date Arrived At Current Institution	
1/5/1992 (Estimated)	10/3/1998 (Known)	
Date of Death / Departure	Additional Info About Departure	
DD/MM/YYYY	N/A	

Related Elephants At Your Collection

[VIEW SUMMARY OF HEALTH](#)

Assessment Results

ASSESSMENTS

All sections should be completed within one week (7 consecutive days)

Section A

Qualitative Behavioural Assessment

ENTER ASSESSMENT

Section B

Daytime activity

ENTER ASSESSMENT

Section C

Night-time activity

AND then select 'enter assessment' under Section A - Qualitative Behaviour Assessment.

Elephant Welfare Assessment

Section A

Instructions

09:00 – 11:00

11:00 – 13:00

13:00 – 15:00

15:00 – 17:00

Instructions

Qualitative Behaviour Assessment provides a measurement of an animal's demeanour and emotional state in relation to what you observe **ONLY RIGHT NOW DURING THE MINUTE YOU OBSERVE IT.**

For this assessment you will make four observations of each elephant on one day.

Each observation should last one minute. The time slots are listed on the left.

At the end of each 1 minute observation, you will record their demeanour and emotional state.

NEXT

Choose Assessor

Only one assessor should complete each section for an individual elephant

Mary Phillips

Joseph Timpson

You will then see a popup screen listing all of the assessors you have registered at your facility

Elephant Welfare Assessment

Section A

Instructions

09:00 – 11:00

11:00 – 13:00

13:00 – 15:00

15:00 – 17:00

Instructions

Qualitative Behaviour Assessment provides a measurement of an animal's demeanour and emotional state in relation to what you observe **ONLY RIGHT NOW DURING THE MINUTE YOU OBSERVE IT.**

For this assessment you will make four observations of each elephant on one day.

Each observation should last one minute. The time slots for each observation are listed on the left.

At the end of each 1 minute observation, you will record their demeanour and emotional state.

NEXT

Choose Assessor

Only one assessor should complete each section for an individual elephant

Mary Phillips

Joseph Timpson

Click on the name of the person doing the current assessment

Reporting Changes

- Elephant's health
- Management or training
- Change in elephants (birth, death, movement)
- Facilities (e.g. new enclosure)
- Anything else

Include date when first happened

The screenshot shows a mobile application interface for 'Elephant Welfare Assessment'. On the left, a sidebar menu is visible with sections: 'Section A', 'Instructions', and a list of time slots: '09:00 - 11:00', '11:00 - 13:00', '13:00 - 15:00', and '15:00 - 17:00'. The main screen displays a popup titled 'Have there been any changes?'. It has two radio buttons: 'Yes' (selected) and 'No'. Below the buttons, there is a text box for reporting changes, followed by a section titled 'Report changes in care/management/circumstances or events' with a text area containing the example: 'new larger outside enclosure(7,500 square meters, access since 03/05/2020) access for Grey Mystery only'. At the bottom of the popup are 'CANCEL' and 'SAVE' buttons.

Next you will get a popup screen asking if there have been any changes to that elephant's health, any changes in how you manage that elephant, changes in the other elephants at your facility (such as a birth or death, or an elephant leaving or a new one arriving at your facility, or any changes to the facility itself, such as a newly built enclosure.

You should use this section to mention anything that has happened which you think might have affected your elephants' welfare. Give as much information as possible about what the change

was, and make sure you include the date when it first happened. This is crucial information in order for you to be able to look at the elephant's scores before and after that change happened, so you can see if that change may have affected that elephant's welfare.

00:20

Elephant Welfare Assessment

Section A

Mary Phillips

Instructions

09:00 – 11:00

11:00 – 13:00

13:00 – 15:00

15:00 – 17:00

Instructions

Qualitative Behaviour Assessment provides a measurement of an animal's demeanour and emotional state in relation to what you observe **ONLY RIGHT NOW DURING THE MINUTE YOU OBSERVE IT.**

For this assessment you will make four observations of each elephant on one day.

Each observation should last one minute and should be distributed throughout the day as shown on the left.

At the end of each 1 minute observation, you will score the elephant on all 11 terms describing their demeanour and emotional state.

NEXT

In each of the sections, you will see in the lefthand panel, the first item you can click on is 'instructions'. This will give you a short summary of how to complete that section of the tool. If you need more detail, you can refer to the app handbook, which you can view either on your tablet, or online at the EWP website, (www.elephantwelfareproject.org)

22:59

Elephant Welfare Assessment

×

Section A

Mary Phillips

Instructions

09:00 – 11:00

11:00 – 13:00

13:00 – 15:00

15:00 – 17:00

Qualitative Behavioural Assessment: Live Observations

Time of Observation

Select other elephants in enclosure at time of observation

Smoke

Observe the elephant for 1 minute and then rate their demeanour on each of these adjectives using the sliders below

Content ⓘ

Not contentContent

Relaxed ⓘ

Within Section A, from the options in the left hand pane, click on the correct 2 hour block of time when you are making your observation

22:59

Elephant Welfare Assessment

×

Section A	Mary Phillips
Instructions	Qualitative Behavioural Assessment: Live Observations
09:00 – 11:00	<div>Time of Observation</div>
11:00 – 13:00	Select other elephants in enclosure at time of observation
13:00 – 15:00	<div>Smoke</div>
15:00 – 17:00	Observe the elephant for 1 minute and then rate their demeanour on each of these adjectives using the sliders below
	Content ⓘ
	<div><div></div></div>
	Not contentContent
	Relaxed ⓘ

You must make your first observation between 9 and 11am, so click on that time slot to begin

22:59

Elephant Welfare Assessment

Section A

Mary Phillips

Instructions

09:00 – 11:00

11:00 – 13:00

13:00 – 15:00

15:00 – 17:00

Qualitative Behavioural Assessment: Live Observations

Time of Observation
9:15

Select other elephants in enclosure at time of observation

✓ Smoke

Observe the elephant for 1 minute and then rate their demeanour on each of these adjectives using the sliders below

Content ⓘ

Not content

Content

Relaxed ⓘ

Once you have selected your time period of observation from the left hand side, then enter the exact time you are observing your elephant in the top box in the main section of the screen

22:59

Elephant Welfare Assessment

Section A

Mary Phillips

Instructions

09:00 – 11:00

11:00 – 13:00

13:00 – 15:00

15:00 – 17:00

Qualitative Behavioural Assessment: Live Observations

Time of Observation
9:15

Select other elephants in enclosure at time of observation

☒ Smoke

Observe the elephant for 1 minute and then rate their demeanour on each of these adjectives using the sliders below

Content ⓘ

Not content

Content

Relaxed ⓘ

Once you have done this, you will see a list of the names of the other elephants at your facility. click on their names to select any of your other elephants that are in the same enclosure as the elephant you are observing.

22:59

Elephant Welfare Assessment

Section A

Mary Phillips

Instructions

09:00 – 11:00

11:00 – 13:00

13:00 – 15:00

15:00 – 17:00

Qualitative Behavioural Assessment: Live Observations

Time of Observation

9:15

Select other elephants in enclosure at time of observation

✓

Smoke

Observe the elephant for 1 minute and then rate their demeanour on each of these adjectives using the sliders below

Content

Not content

Content

Relaxed

Each time you observe your elephant for this part of the tool, you will observe them for one minute

You are going to be rating how you think the elephant was feeling, based on their body language. For each of the adjectives listed, you'll need to decide how much you think that adjective applies to your elephant's demeanour, during the minute that you just observed them

22:59

Elephant Welfare Assessment

Section A

Mary Phillips

Instructions

09:00 – 11:00

11:00 – 13:00

13:00 – 15:00

15:00 – 17:00

Qualitative Behavioural Assessment: Live Observations

Time of Observation
9:15

Select other elephants in enclosure at time of observation

✓

Smoke

Observe the elephant for 1 minute and then rate their demeanour on each of these adjectives using the sliders below

Content ⓘ

Not contentContent

Relaxed ⓘ

You will see a list of adjectives in the middle pane with a line below each of them. you can click on the 'l' next to each of the adjectives, to see how we are defining each term

The screenshot displays the 'Elephant Welfare Assessment' application. On the left, a sidebar contains a list of time slots: '09:00 – 11:00' (highlighted), '11:00 – 13:00', '13:00 – 15:00', and '15:00 – 17:00'. The main area is titled 'Section A' and 'Mary Phillips'. It includes an 'Instructions' section with a 'Smoke' status indicator. Below this, a text prompt reads: 'Observe the elephant for 1 minute and then rate their demeanour on each of these adjectives using the sliders below:'. A white popup box titled 'Content' is centered over the sliders, containing the text 'Appears at ease, tranquil seems satisfied.' and a 'CLOSE' button. The background sliders are partially visible, showing scales for 'Content' (from 'Not content' to 'Content'), 'Relaxed' (from 'Not relaxed' to 'Relaxed'), 'Uncomfortable' (from 'Comfortable' to 'Uncomfortable'), and 'Agitated' (from 'Comfortable' to 'Uncomfortable'). Information icons (i) are present next to the 'Uncomfortable' and 'Agitated' labels.

If you click on the 'i', you'll then see a popup box with our definition of that term; for example, here you can see how we have defined the term 'content', in this assessment

Instructions

09:00 – 11:00 ✓

11:00 – 13:00 ✓

13:00 – 15:00

15:00 – 17:00

Qualitative Behavioural Assessment: Live Observations

Time of Observation

Select other elephants in enclosure at time of observation

Smoke

Observe the elephant for 1 minute and then rate their demeanour on each of these adjectives using the sliders below

Content ⓘ

Not content

Content

Relaxed ⓘ

Not relaxed

Relaxed

Uncomfortable ⓘ

Comfortable

Uncomfortable

Agitated ⓘ

When you are rating your elephant's demeanour, you will see a line below each of the adjectives, with descriptions at the right and left ends of the line, to indicate what kind of demeanour is at the lowest and highest ends of the scale.

Smoke

Observe the elephant for 1 minute and then rate their demeanour on each of these adjectives using the sliders below

Content ⓘ

●

Not content

Content

Relaxed ⓘ

●

Not relaxed

Relaxed

Uncomfortable ⓘ

●

So for 'content', at the righthand end of that scale is 'content', to indicate the animal appears completely content

Observe the elephant for 1 minute and then rate their demeanour on each of these adjectives using the sliders below

Content ⓘ

Not content Content

Relaxed ⓘ

Not relaxed Relaxed

Uncomfortable ⓘ




And at the lefthand end of the scale for that term is 'not content', meaning the animal appears not content at all. You must decide where on that sliding scale you would rate your elephant for that 1 minute that you just observed them.

You are trying to judge how you think the elephant was feeling at the time - it's emotional state.

23:00

Elephant Welfare Assessment

×

Section A	Mary Phillips
Instructions	 <div> <div></div> <div>Not playful</div> <div>Playful</div> </div>
09:00 – 11:00	<div> <div></div> <div>Sociable ⓘ</div> </div>  <div> <div></div> <div>Not sociable</div> <div>Sociable</div> </div>
11:00 – 13:00	
13:00 – 15:00	<div> <div></div> <div>Lively ⓘ</div> </div>  <div> <div></div> <div>Not lively</div> <div>Lively</div> </div>
15:00 – 17:00	<div> <div></div> <div>Lethargic ⓘ</div> </div> <div> <div></div> <div>Not lethargic</div> <div>Lethargic</div> </div>
	<div>COMPLETE</div>

to rate your elephant on the app, you can move the slider underneath each adjective by placing your finger on the dot on the left hand edge of the scale, and dragging it across to the right, until you reach the place on the line that best indicates how much you think that adjective applies to how your elephant was feeling and acting during that minute.

23:00

Elephant Welfare Assessment

Section A

Mary Phillips

Instructions

09:00 – 11:00

11:00 – 13:00

13:00 – 15:00

15:00 – 17:00

Not playful

Playful

Sociable

Not sociable

Sociable

Lively

Not lively

Lively

Lethargic

Not lethargic

Lethargic

COMPLETE

Alternatively, you can just tap on the line, in the spot where you want the slider to be. You are deciding where the elephant's demeanour falls along that line, between the two extreme ends of that scale.

Each time you make a one minute observation, you need to rate your elephant on all of these adjectives.

23:00

Elephant Welfare Assessment

Section A

Mary Phillips

Instructions

09:00 – 11:00

11:00 – 13:00

13:00 – 15:00

15:00 – 17:00

Not playful

Playful

Sociable ⓘ

Not sociable

Sociable

Lively ⓘ

Not lively

Lively

Lethargic ⓘ

Not lethargic

Lethargic

COMPLETE

Once you have finished rating your elephant for that observation, click 'complete' at the bottom of the screen, to save your ratings for that observation. The app will then return you to the home screen.

EWP Sanctuary

ELEPHANTS **ASSESSORS**

Grey Mystery

Smoke

Grey Mystery (33445... [EDIT](#))

Sex	Genus	Date Born
Female	Asian	1/5/1986 (Estimated)
Date Entered Captivity	Date Arrived At Current Institution	
1/5/1992 (Estimated)	10/3/1998 (Known)	
Date of Death / Departure	Additional Info About Departure	
DD/MM/YYYY	N/A	

Related Elephants At Your Collection

[VIEW SUMMARY OF HEALTH](#)

ASSESSMENTS

All sections should be completed within one week (7 consecutive days)

Section A
Qualitative Behavioural Assessment

ENTER ASSESSMENT

Section B
Daytime activity

ENTER ASSESSMENT

Section C
Night-time activity

+ ADD ELEPHANT

Assessment Results

To enter the next set of observations within the next 2 hour time period, you'll need to select 'Section A' again from the home screen, and then click on the next time period for your assessment.

Elephant Welfare Assessment

Section A

Mary Phillips

Instructions

09:00 – 11:00

11:00 – 13:00

13:00 – 15:00

15:00 – 17:00

Qualitative Behavioural Assessment: Live Observations

Time of Observation

Select other elephants in enclosure at time of observation

Smoke

Observe the elephant for 1 minute and then rate their demeanour on each of these adjectives using the sliders below

Content

Not content

Content

Relaxed

When you go back into section A, you'll see that the app has automatically moved you to the next timeslot you need to complete.

Elephant Welfare Assessment

Section A

Mary Phillips

Instructions

09:00 – 11:00

11:00 – 13:00

13:00 – 15:00

15:00 – 17:00

Qualitative Behavioural Assessment: Live Observations

Time of Observation

Select other elephants in enclosure at time of observation

Smoke

Observe the elephant for 1 minute and then rate their demeanour on each of these adjectives using the sliders below

Content

Not content

Content

Relaxed

You'll also see a green check mark next to any assessment time slots that you have already completed

Elephant Welfare Assessment

Section A

Mary Phillips

Instructions

09:00 – 11:00 ✓

11:00 – 13:00 ✓

13:00 – 15:00 ✓

15:00 – 17:00 ✓

Wary

Not wary Wary

Playful

Not playful Playful

Sociable

Not sociable Sociable

Lively

Not lively Lively

Lethargic

Not lethargic Lethargic

ASSESSMENT A COMPLETE

When you complete your fourth and final observation, you will see a green check against each of the four observation time periods listed down the lefthand side of the screen, to indicate all four observations are complete

Section A

Mary Phillips

Instructions

09:00 – 11:00 ✓

11:00 – 13:00 ✓

13:00 – 15:00 ✓

15:00 – 17:00 ✓

Wary ⓘ

Not wary Wary

Playful ⓘ

Not playful Playful

Sociable ⓘ

Not sociable Sociable

Lively ⓘ

Not lively Lively

Lethargic ⓘ

Not lethargic Lethargic

ASSESSMENT A COMPLETE

you will also see a green button saying ‘Assessment A complete’ at the bottom of the screen. Click on this button, to save your answers and return to the home screen.

Section B - Daytime behaviour observations

Done over three days, spread across four blocks of time each day, between:

9:00 – 11:00 (9am – 11am)

11:00 – 13:00 (11am – 1pm)

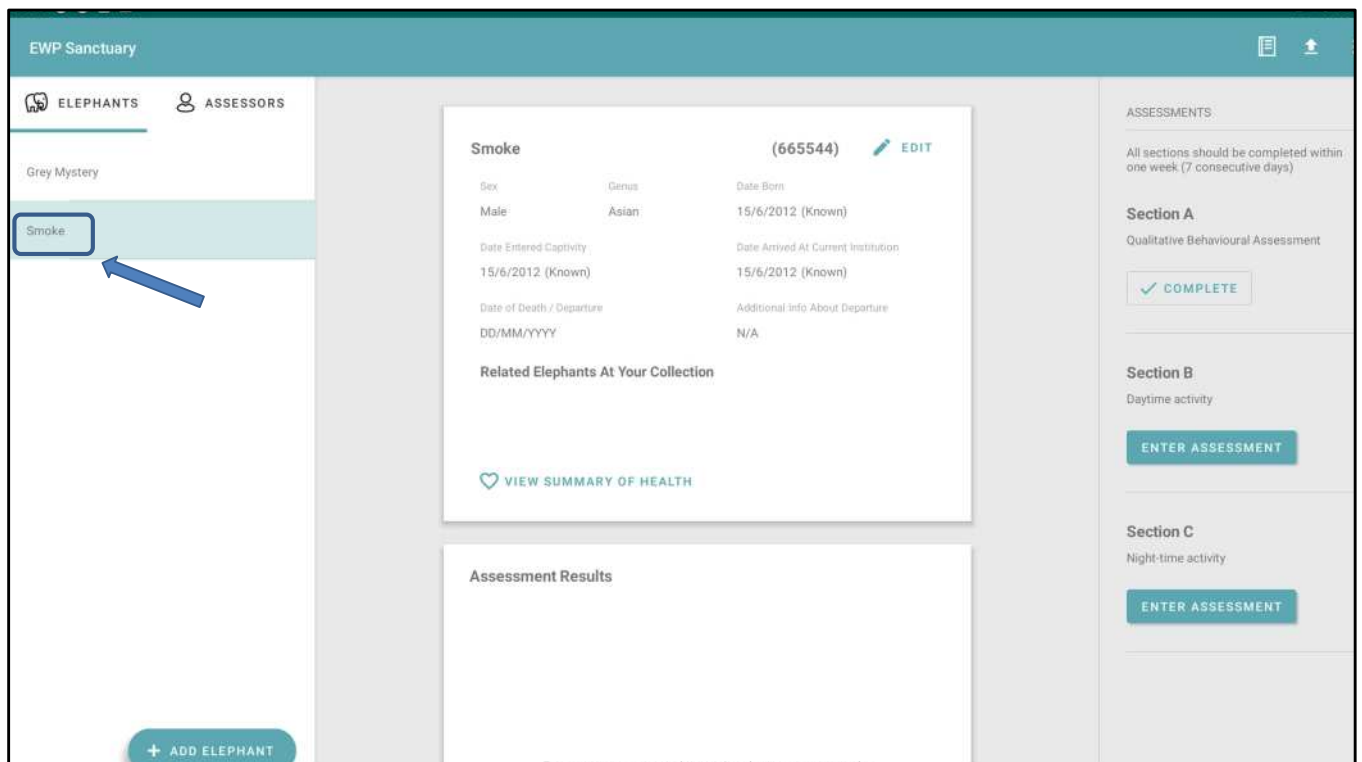
13:00 – 15:00 (1pm – 3pm)

15:00 – 17:00 (3pm – 5pm)



In this part of the video, you will learn how to complete Section B, which involves recording Daytime Behaviours. You will make these observations for three days in a row.

And on each day, you will observe your elephant's behaviour four times a day, at times spread across the day. So you'll observe the elephant between 9 and 11am, 11am to 1pm, 1pm to 3pm, and between 3 and 5pm.



From the home screen, first choose the elephant you'll be observing, from your list of elephants on the lefthand pane

The screenshot displays the EWP Sanctuary web application. The interface is divided into three main sections: a left sidebar, a central content area, and a right sidebar.

Left Sidebar: Contains navigation links for "ELEPHANTS" and "ASSESSORS". Under "ELEPHANTS", there is a list with "Grey Mystery" and "Smoke". The "Smoke" entry is highlighted.

Central Content Area: Displays the profile for the elephant "Smoke" (ID: 665544). The profile includes fields for Sex (Male), Genus (Asian), Date Born (15/6/2012 (Known)), Date Entered Captivity (15/6/2012 (Known)), Date Arrived At Current Institution (15/6/2012 (Known)), Date of Death / Departure (DD/MM/YYYY), and Additional Info About Departure (N/A). Below this is a section for "Related Elephants At Your Collection" and a link to "VIEW SUMMARY OF HEALTH".

Right Sidebar: Contains the "ASSESSMENTS" section. It includes a note: "All sections should be completed within one week (7 consecutive days)". There are three assessment sections: "Section A: Qualitative Behavioural Assessment" with a "COMPLETE" button, "Section B: Daytime activity" with an "ENTER ASSESSMENT" button, and "Section C: Night-time activity" with an "ENTER ASSESSMENT" button. A blue arrow points from the "Smoke" profile to the "ENTER ASSESSMENT" button under Section B.

AND then click on 'enter assessment' under Section B – Daytime behaviour, from the righthand pane

Elephant Welfare Assessment

Section B

Instructions

DAY 1

09:00 – 11:00

11:00 – 13:00

13:00 – 15:00

15:00 – 17:00

DAY 2

09:00 – 11:00

11:00 – 13:00

Instructions

Observe the behaviour of each elephant for 5 minutes, four times a day, for three consecutive days. Each time you observe the elephant, you will record any time you see any of the behaviours listed below (please record each time you observe them, so you can calculate the total time spent observing them).

Definitions of some behaviours:

The four observed behaviours are:

Following comments on questions submitted based on the data collected, please make a comment in the comments section.

Choose Assessor

Only one assessor should complete each section for an individual elephant

Mary Phillips

Joseph Timpson

NEXT

You will then see a popup screen listing all of the assessors you have registered at your facility

Elephant Welfare Assessment

Section B

Instructions

DAY 1

09:00 – 11:00

11:00 – 13:00

13:00 – 15:00

15:00 – 17:00

DAY 2

09:00 – 11:00

11:00 – 13:00

Instructions

Observe the behaviour of each elephant for 5 minutes, four times a day, for three consecutive days. Each time you observe the elephant, you will record any time you see any of the behaviours listed below (please record each time you observe them, so you can observe them, so

Definitions of a

The four obser

Following comp


of questions su


based on the d


comment in the

Choose Assessor

Only one assessor should complete each section for an individual elephant

 Mary Phillips

 Joseph Timpson



NEXT

Click on the name of the person doing the current assessment

The screenshot shows a mobile application interface for 'Elephant Welfare Assessment'. A dark teal header bar at the top contains the title and a close button. Below the header, the main screen is divided into sections: 'Section B', 'Instructions', and a timeline for 'DAY 1' and 'DAY 2'. A white popup window titled 'Report Any Changes' is centered over the main content. The popup contains the following text and controls:

Report Any Changes

Have there been any changes?
☐ Yes ☐ No

Please complete this box if any changes were made to Elephant Care/Management/ Circumstances or events that have happened since your last Elephant Welfare Assessment.

Changes refer to actions you or somebody have made or done to the elephants, or their enclosure. Events refer to actions that have happened outside your control such as but not limited to weather or fireworks in the vicinity of the elephants' enclosure. Please indicate the individuals affected.

Report changes in care/management/circumstances or events

Report any health changes

CANCEL SAVE

Next you will see a popup screen asking if there have been any changes to that elephant's health, facility, management or social group

If you have already provided information on changes in one of the other sections, you can select 'no' on this screen, and the information you previously submitted will be transferred across from the other sections.

Otherwise, please provide information on any changes in health, enclosure, management or social group that you think might have affected that elephant's behaviour.

23:04

Elephant Welfare Assessment

Section B

Mary Phillips

Instructions

DAY 1

09:00 – 11:00

11:00 – 13:00

13:00 – 15:00

15:00 – 17:00

DAY 2

09:00 – 11:00

11:00 – 13:00

Instructions

Observe the behaviour of each elephant for 5 minutes, four times a day, for three consecutive days. Each time you observe the elephant, you will record any time you see any of the behaviours listed below (please note, each behaviour could occur multiple times when you observe them, so record each time that you see it).

Definitions of all behaviours can be viewed by selecting the 'i' icons.

The four observations must be distributed throughout the day, as shown on the left.

Following completion of the final day's observations, you will be prompted to complete a series of questions summarising your observations. Some of these questions will be pre-populated based on the data you have provided each day. If you disagree with any of these, please make a comment in the box below.

NEXT

in the lefthand panel, the first item you can click on is 'instructions'. This will give you a short summary of how to complete that section of the tool. If you need more detail, you can refer to the app handbook, which you can view either on your tablet, or online at the EWP website, (www.elephantwelfareproject.org)

23:05

📶

Elephant Welfare Assessment

Section B

Mary Phillips

Instructions

DAY 1

09:00 – 11:00

11:00 – 13:00

13:00 – 15:00

15:00 – 17:00

DAY 2

09:00 – 11:00

11:00 – 13:00

Current Weather Conditions

cloudy, 11°C

Select other elephants in enclosure at time of observation

✓ Smoke

Observe and record the elephant's behaviour for 5 minutes

Wallowing ⓘ	– 0 +	
Feeding ⓘ	– 1 +	
Foraging ⓘ	– 3 +	
Stereotyping ⓘ	– 1 +	<div>Description / Location</div> <div>Near gate</div>
Environmental Interaction ⓘ	– 0 +	Additional Info

You'll see that for each of the 3 days of observation, you need to make one observation between 9 and 11 am, one between 11am and 1pm, one between 1 and 3pm, and the last one between 3 and 5pm

Click on the correct 2 hour block of time when you are making your observation, from these options in the left hand pane.

Elephant Welfare Assessment

Section B

Instructions

DAY 1

09:00 – 11:00

11:00 – 13:00

13:00 – 15:00

15:00 – 17:00

DAY 2

09:00 – 11:00

11:00 – 13:00

13:00 – 15:00

Mary Phillips

Observe and record the elephant's behaviour for 5 minutes

Wallowing ⓘ	- 0 +	
Feeding ⓘ	- 1 +	
Foraging ⓘ	- 4 +	
Stereotyping ⓘ	- 1 +	<div>Description / Location</div> <div>Near gate, pacing and swaying</div>
Environmental Interaction ⓘ	- 2 +	<div>Additional Info</div> <div>Playing in sand pile</div>
Affiliative: Giving ⓘ	- 1 +	<div>Description / Name of Others</div> <div>Smoke</div>
Affiliative: Receiving ⓘ	- 0 +	<div>Description / Name of Others</div>
Agonistic: Giving ⓘ	- 0 +	<div>Description / Name of Others</div>

Your must make your first observation between 9 and 11am, so for your first observation, click on that time slot,

36

23:05

Elephant Welfare Assessment

×

Section B

Mary Phillips

Instructions

Current Weather Conditions

cloudy, 11°C

Select other elephants in enclosure at time of observation

✓

Smoke

Observe and record the elephant's behaviour for 5 minutes

Wallowing ⓘ	− 0 +	
Feeding ⓘ	− 1 +	
Foraging ⓘ	− 3 +	
Stereotyping ⓘ	− 1 +	<div>Description / Location</div> <div>Near gate</div>

DAY 1

09:00 – 11:00

11:00 – 13:00

13:00 – 15:00

15:00 – 17:00

DAY 2

09:00 – 11:00

11:00 – 13:00

You can enter the current weather conditions in the top of the main pane

23:05

Elephant Welfare Assessment

Section B

Mary Phillips

Instructions

DAY 1

09:00 – 11:00

11:00 – 13:00

13:00 – 15:00

15:00 – 17:00

DAY 2

09:00 – 11:00

11:00 – 13:00

Current Weather Conditions
cloudy, 11°C

Select other elephants in enclosure at time of observation

✓
Smoke

Observe and record the elephant's behaviour for 5 minutes

Wallowing ⓘ	– 0 +
Feeding ⓘ	– 1 +
Foraging ⓘ	– 3 +
Stereotyping ⓘ	– 1 +

Description / Location
Near gate

Then you can select any other elephants at the facility who are in the enclosure with your elephant at the time of your observation.

Elephant Welfare Assessment

Section B

Mary Phillips

Instructions

DAY 1

09:00 – 11:00

11:00 – 13:00

13:00 – 15:00

15:00 – 17:00

DAY 2

09:00 – 11:00

11:00 – 13:00

13:00 – 15:00

Observe and record the elephant's behaviour for 5 minutes

Wallowing ⓘ	– 0 +	
Feeding ⓘ	– 1 +	
Foraging ⓘ	– 4 +	
Stereotyping ⓘ	– 1 +	Description / Location Near gate, pacing and swaying
Environmental Interaction ⓘ	– 2 +	Additional Info Playing in sand pile
Affiliative: Giving ⓘ	– 1 +	Description / Name of Others Smoke
Affiliative: Receiving ⓘ	– 0 +	Description / Name of Others
Agonistic: Giving ⓘ	– 0 +	Description / Name of Others

Observe the elephant for 5 minutes, looking for any of the behaviours listed on the screen.

Any time that you see the elephant perform that behaviour, click on the 'plus' sign, to add to a running count of the number of times you see that behaviour.

Elephant Welfare Assessment

Section B

Instructions

DAY 1

09:00 – 11:00

11:00 – 13:00

13:00 – 15:00

15:00 – 17:00

DAY 2

09:00 – 11:00

11:00 – 13:00

13:00 – 15:00

Mary Phillips

Observe and record the elephant's behaviour for 5 minutes

Wallowing ⓘ	- 0 +	
Feeding ⓘ	- 1 +	
Foraging ⓘ	- 4 +	
Stereotyping ⓘ	- 1 +	<div>Description / Location</div> <div>Near gate, pacing and swaying</div>
Environmental Interaction ⓘ	- 2 +	<div>Additional Info</div> <div>Playing in sand pile</div>
Affiliative: Giving ⓘ	- 1 +	<div>Description / Name of Others</div> <div>Smoke</div>
Affiliative: Receiving ⓘ	- 0 +	<div>Description / Name of Others</div>
Agonistic: Giving ⓘ	- 0 +	<div>Description / Name of Others</div>

For some of the behaviours you will see there is a grey text box next to them – provide any details you can about the behaviour you have observed.

23:07

Elephant Welfare Assessment

Section B

Mary Phillips

Instructions

DAY 1

09:00 – 11:00

11:00 – 13:00

13:00 – 15:00

15:00 – 17:00

DAY 2

09:00 – 11:00

11:00 – 13:00

Agonistic: Giving ⓘ

– 0 +

Description / Name of Others

Agonistic: Receiving ⓘ

– 0 +

Description / Name of Others

Playing with others ⓘ

– 0 +

Description / Name of Others

Anticipating (waiting) ⓘ

– 2 +

Additional Info

Near gate

Locomotion ⓘ

– 3 +

Additional Comments

COMPLETE

When you have finished an observation, make sure to scroll down to the bottom of that screen, and click on the green ‘complete’ button, to make sure your observations for that session are saved on the tablet.

EWP Sanctuary

ELEPHANTS **ASSESSORS**

Grey Mystery

Smoke

Smoke (665544) [EDIT](#)

Sex	Genus	Date Born
Male	Asian	15/6/2012 (Known)
Date Entered Captivity		Date Arrived At Current Institution
15/6/2012 (Known)		15/6/2012 (Known)
Date of Death / Departure		Additional Info About Departure
DD/MM/YYYY		N/A

Related Elephants At Your Collection

[VIEW SUMMARY OF HEALTH](#)

Assessment Results

Enter more assessment data to view the assessment results

ASSESSMENTS

All sections should be completed within one week (7 consecutive days)

Section A
Qualitative Behavioural Assessment
[COMPLETE](#)

Section B
Daytime activity
[COMPLETE](#)

Evaluation questions
[ENTER FINAL QUESTIONS](#)

Section C
Night-time activity
[ENTER ASSESSMENT](#)

[+ ADD ELEPHANT](#)

Once you have finished with your 3 days of daytime behavioural observations, you must return to the Home Screen and click on the green 'Enter Final Questions' button which you can see listed under Section B in the right hand pane

The screenshot shows a web application titled "Elephant Welfare Assessment" with a teal header bar. Below the header, the page is divided into two main sections. On the left is a vertical sidebar containing a list of evaluation categories: "Instructions", "Stereotypies", "Comfort Behaviour - Wallowing", "Feeding", "Activity", "Social & Environmental Interactions", "Additional Observations", "General Observations", and "Overall Observations". The "Instructions" category is currently selected and highlighted in a light teal color. To the right of the sidebar, the main content area displays the "Instructions" for this section. At the top of this area, the name "Mary Phillips" is shown. Below it, the heading "Instructions" is followed by a paragraph: "Results are generated based on data from the last few days, but these can be changed if you disagree with the scores generated." At the bottom of the main content area, there is a teal button labeled "NEXT".

This will take you to the Section B: Evaluation section. The first thing you will see at the top are the instructions for this section. Many of the answers to the questions here will be pre-filled, based on the data you entered over the past 3 days. For these questions you don't need to do anything else.

But in a number of sections you will see some additional questions that don't yet have an answer. You will need to review and answer these questions

Elephant Welfare Assessment

Section B: Evaluation

Mary Phillips

Instructions

Stereotypes

Comfort Behaviour - Wallowing

Feeding

Activity

Social & Environmental Interactions

Additional Observations

General Observations

Overall Observations

Instructions

Results are generated based on data from the last few days, but these can be changed if you disagree with the scores generated.

NEXT

Each time you have finished on a screen, click 'next' to submit your answers and move to the next screen.

Elephant Welfare Assessment

Section B: Evaluation

Mary Phillips

Instructions

Stereotypes ✓

Comfort Behaviour - Wallowing ✓

Feeding

Activity ✓

Social & Environmental Interactions

Additional Observations

General Observations

Overall Observations

Evaluation: Comfort Behaviour - Feeding

Answer the questions below based on your observations from the past 3 days

I have seen this elephant feeding...

☐ Almost every time I looked at them

☐ Most but not every time I have looked at them

☐ Half or more of the times I have looked at them

☒ Less than half the times I have looked at them

☐ Around once a day during my observations

☐ Less than daily during my observations

☐ Never during my observations

I have seen this elephant...

Rarely forage and/or only feed at scheduled feed times

Forage for food all the time it is free to do so

NEXT

For the section on feeding behaviour, answer the question at the bottom of the screen, to rate how often you saw the elephant foraging for food throughout the day, when it was free to do so.

The possible answer could range from rarely foraging at all, and only feeding at scheduled times, on the left hand edge of the scale, up to foraging for food all the time it is free to do so, on the right hand end of the scale. Move the slider to the location you think best describes the behaviour you observed.

46

Elephant Welfare Assessment

Section B: Evaluation

Mary Phillips

Instructions

Stereotypes ✓

Comfort Behaviour - Wallowing ✓

Feeding

Activity ✓

Social & Environmental Interactions

Additional Observations

General Observations

Overall Observations

Evaluation: Comfort Behaviour - Feeding

Answer the questions below based on your observations from the past 3 days

I have seen this elephant feeding...

☐ Almost every time I looked at them

☐ Most but not every time I have looked at them

☐ Half or more of the times I have looked at them

☒ Less than half the times I have looked at them

☐ Around once a day during my observations

☐ Less than daily during my observations

☐ Never during my observations

I have seen this elephant...

Rarely forage and/or only feed at scheduled feed times

Forage for food all the time it is free to do so

NEXT

Again, click on 'next' at the bottom of the screen, to save your answer and move onto the next screen

47

Elephant Welfare Assessment

Section B: Evaluation

Mary Phillips

Instructions

Stereotypes ✓

Comfort Behaviour - Wallowing ✓

Feeding ✓

Activity ✓

Social & Environmental Interactions

Additional Observations

General Observations

Overall Observations

Evaluation: Activity (Waiting)

Answer the questions below based on your observations from the past 3 days.

I have seen this elephant...

Spend most of its day waiting for scheduled events

Engaging in activities completely independent of the scheduled events

NEXT

For the question on activity:waiting, use the slider to rate how much you saw the elephant waiting for scheduled events over the past 3 days.

Click on the slider on the left, and drag it across to the right, to the place you think best describes how much you saw that behaviour.

Elephant Welfare Assessment

Section B: Evaluation

Mary Phillips

Instructions

Stereotypes ✓

Comfort Behaviour - Wallowing ✓

Feeding ✓

Activity ✓

Social & Environmental Interactions

Additional Observations

General Observations

Overall Observations

Evaluation: Activity (Waiting)

Answer the questions below based on your observations from the past 3 days.

I have seen this elephant...

Spend most of its day waiting for scheduled events

Engaging in activities completely independent of the scheduled events

NEXT

Again, click on the 'next' button to save your answers and move to the next section

49

Elephant Welfare Assessment

Section B: Evaluation

Mary Phillips

Instructions

Stereotypes ✓

Comfort Behaviour - Wallowing ✓

Feeding ✓

Activity

Social & Environmental Interactions

Additional Observations

General Observations

Overall Observations

Evaluation: Social and Environmental Interactions

Answer the questions below based on your observations from the past 3 days

I have seen this elephant interacting with the environment (investigating or interacting with things in the environment other than food with the trunk)...

☐ Almost every time I looked at them

☐ Most but not every time I have looked at them

☐ Half or more of the times I have looked at them

☐ Less than half the times I have looked at them

☐ Around once a day during my observations

☒ Less than daily during my observations

☐ Never during my observations

I have seen this elephant...

Avoid other elephants every time it is free to do so

Spend time near or approach other elephants every time it is free to do so, but not seeking or engaging in aggressive or agonistic interactions with those elephants

For the section on Social and Environmental Interactions, you will see a number of questions with the answers pre-filled from the observations you made.

But you will see a question with a sliding scale, asking how much you saw the elephant either avoiding or approaching other elephants over the past 3 days.

Click on the slider on the left, and drag it across to the right, to the place you think best describes how much you saw that behaviour.

50

Elephant Welfare Assessment

Section B: Evaluation

Mary Phillips

Instructions

Stereotypies ✓

Comfort Behaviour - Wallowing ✓

Feeding ✓

Activity ✓

Social & Environmental Interactions ✓

Additional Observations ✓

General Observations

Overall Observations

Evaluation: Additional Observations

Answer the questions below based on your observations from the past 3 days

Please provide details of any other observations you have made of this animal in the last 3 days which you believe are of importance

Description

Frequent aggressive interactions

NEXT

And once more, click on 'next' at the bottom of the screen, to save your answer and move onto the next screen

Elephant Welfare Assessment

Section B: Evaluation

Mary Phillips

Instructions

Stereotypes ✓

Comfort Behaviour - Wallowing ✓

Feeding ✓

Activity ✓

Social & Environmental Interactions ✓

Additional Observations ✓

General Observations

Overall Observations

Description

Please describe any vocalisations this individual has made and the contexts in which they occurred

VOCALISATION - RUMBLE, TRUMPET OR OTHER	CONTEXT

Please provide details of any other observations you have made of this animal in the last 3 days which you believe are of importance

Description

NEXT

Under ‘General Observations’, there is a section asking about any vocalisations the elephant made over the past 3 days.

Enter details about any sound the elephant made, and what else was happening when it made that sound.

Elephant Welfare Assessment

Section B: Evaluation

Mary Phillips

Instructions

Stereotypies ✓

Comfort Behaviour - Wallowing ✓

Feeding ✓

Activity ✓

Social & Environmental Interactions ✓

Additional Observations ✓

General Observations

Overall Observations

Description

Please describe any vocalisations this individual has made and the contexts in which they occurred

VOCALISATION - RUMBLE, TRUMPET OR OTHER	CONTEXT

Please provide details of any other observations you have made of this animal in the last 3 days which you believe are of importance

Description

NEXT

Then there is a box where you can enter anything else you observed about that elephant over the past 3 days that you think is important.

Elephant Welfare Assessment

Section B: Evaluation

Mary Phillips

Instructions

Stereotypes ✓

Comfort Behaviour - Wallowing ✓

Feeding ✓

Activity ✓

Social & Environmental Interactions ✓

Additional Observations ✓

General Observations

Overall Observations

Description

Please describe any vocalisations this individual has made and the contexts in which they occurred

VOCALISATION - RUMBLE, TRUMPET OR OTHER	CONTEXT

Please provide details of any other observations you have made of this animal in the last 3 days which you believe are of importance

Description

NEXT

Once again, click on 'next' at the bottom of the screen, to save your answer and move onto the next screen

56

In the section for ‘Overall Observations’, you are asked to evaluate the mental health, the physical health, and the overall welfare of that elephant, for the 3 days you just observed it.

For each of these categories, use the sliding scale below each of these questions;

On the left hand side of the scale for each category is the worst imaginable, and on the righthand side of the scale is the best imaginable, for any elephant anywhere in the world.

Click on the slider on the left, and drag it to the place that describes how good you think the elephant’s welfare is, for

each of these three categories.

Elephant Welfare Assessment

Section B: Evaluation

Instructions

Stereotypies ✓

Comfort Behaviour - Wallowing ✓

Feeding ✓

Activity ✓

Social & Environmental Interactions ✓

Additional Observations ✓

General Observations ✓

Overall Observations

Mary Phillips

Physical health...

Worst imaginable

Best imaginable for any elephant anywhere

Overall welfare...

Worst imaginable

Best imaginable for any elephant anywhere

Please provide any other comments relating to this elephant, or your assessment of it

Comments

EVALUATION COMPLETE

When you have finished these ratings, click on the green 'evaluation complete' button, to finish off the data collection for Section B.

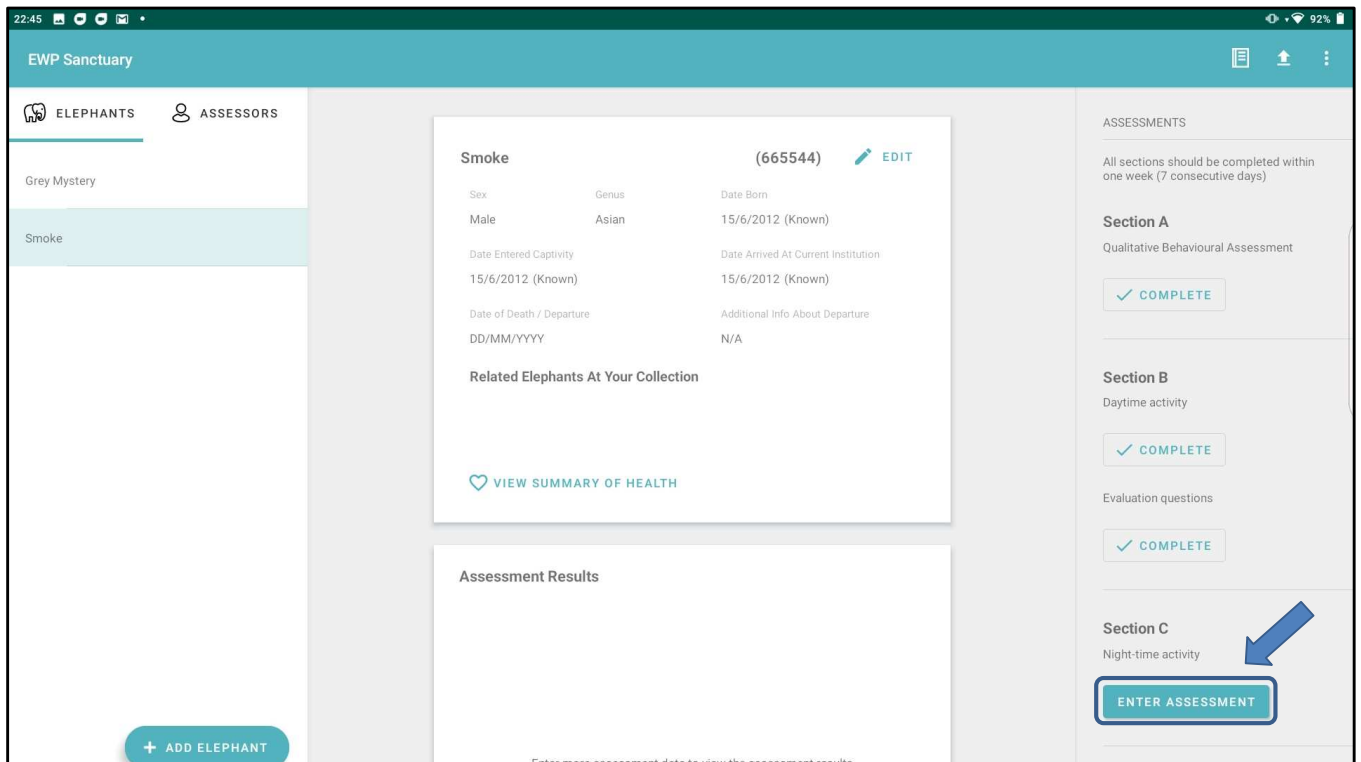
Section C – Night-time observations

**Review one night of footage
(or make live observations at night)**

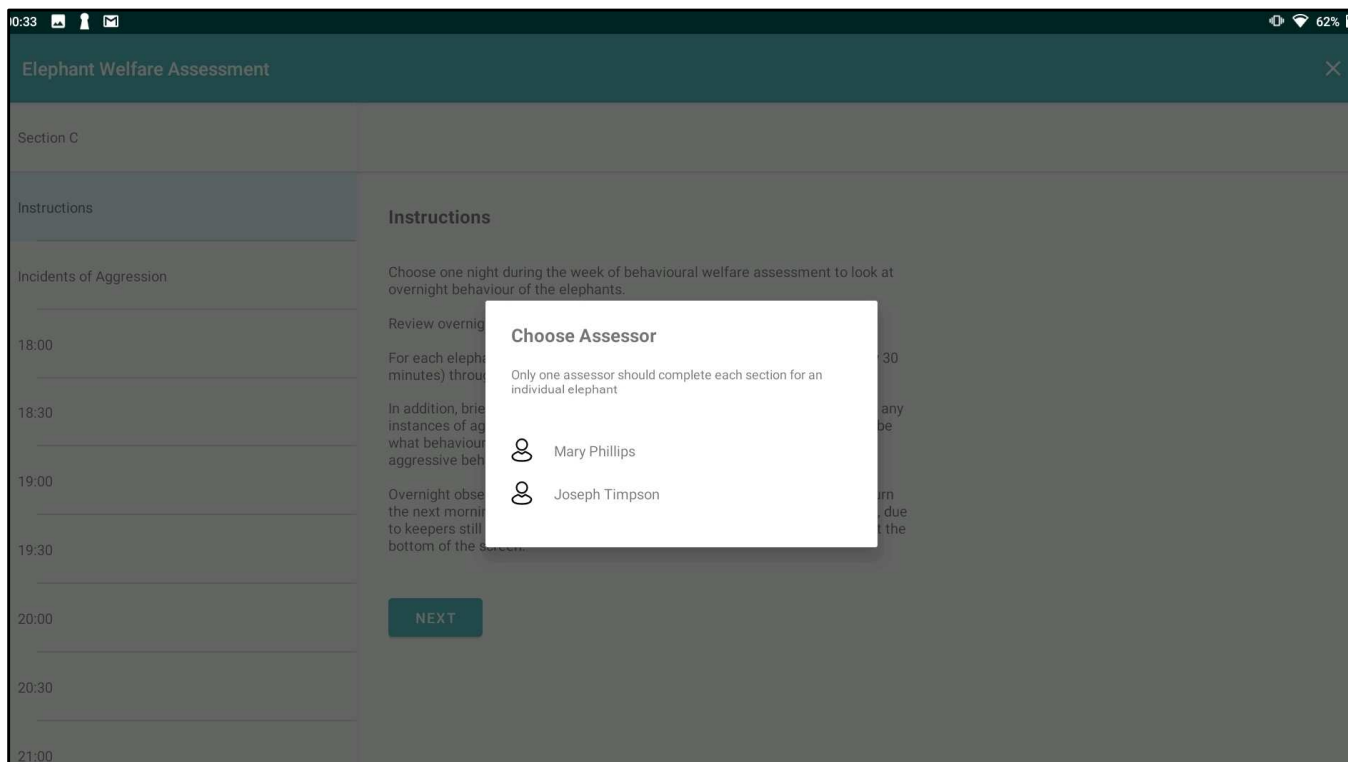


In this part of the video, you will learn how to complete Section C, Night Time Observations. To complete this section, you need to collect overnight behavioural observations of your elephant.

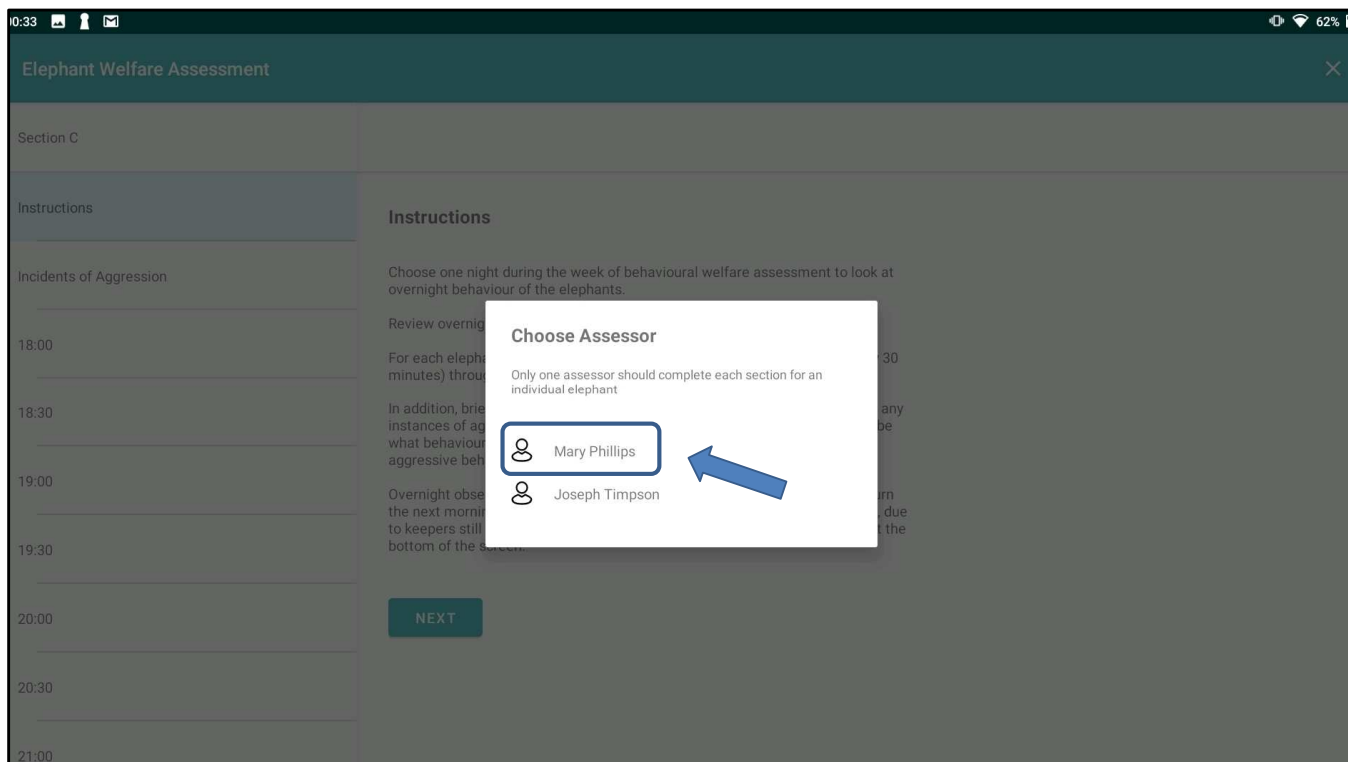
You can do by this using video footage if you have a video camera recording your elephants overnight, or this can be done by someone making live observations of the elephant overnight.



To enter Section C, go to the home screen of the app. In the right hand pane, select the green 'Enter Assessment' button under Section C



You will then see a popup screen listing all of the assessors you have registered at your facility



Click on the name of the person doing the current assessment

The screenshot shows a web application titled "Elephant Welfare Assessment" with a dark teal header. On the left, a sidebar lists sections: "Section C", "Instructions", and "Incidents of Aggression". The main area displays a timeline from 18:00 to 21:00. A white popup window titled "Report Any Changes" is centered over the timeline. It contains the following text: "Have there been any changes?" with radio buttons for "Yes" and "No". Below this, it says: "Please complete this box if any changes were made to Elephant Care/Management/ Circumstances or events that have happened since your last Elephant Welfare Assessment." A detailed instruction follows: "Changes refer to actions you or somebody have made or done to the elephants, or their enclosure. Events refer to actions that have happened outside your control such as but not limited to weather or fireworks in the vicinity of the elephants' enclosure. Please indicate the individuals affected." There are two text input fields: the first is labeled "Report changes in care/management/circumstances or events" and the second is labeled "Report any health changes". At the bottom right of the popup are two buttons: "CANCEL" and "SAVE".

Next you will see a popup screen asking if there have been any changes to that elephant's health, facility, management or social group

If you have already provided information on changes in one of the other sections, you can select 'no' on this screen, and the information you previously submitted will be transferred across from the other sections.

Otherwise, please provide information on any changes in health, enclosure, management or social group that you think might have affected that elephant's behaviour.

23:08

Elephant Welfare Assessment

Section C

Mary Phillips

Instructions

Incidents of Aggression

18:00

18:30

19:00

19:30

20:00

20:30

21:00

Instructions

Choose one night during the week of behavioural welfare assessment to look at overnight behaviour of the elephants.

Review overnight video footage of elephants in their enclosures.

For each elephant, record behaviours observed at 30 intervals (i.e. once every 30 minutes) throughout the night-time period (as shown on the left).

In addition, briefly scan ALL the video footage for the entire night to check for any instances of agonistic/ aggressive behaviour. If any aggression is seen, describe what behaviour was seen, which elephants were involved, who initiated the aggressive behaviour, and who was the recipient, on the following page.

Overnight observations should be from when the keepers leave until they return the next morning. If there is a time slot you cannot record elephant behaviour, due to keepers still being on site, you can skip this time point by selecting 'Next' at the bottom of the screen.

in the lefthand panel, the first item you can click on is 'instructions'. This will give you a short summary of how to complete that section of the tool. If you need more detail, you can refer to the app handbook, which you can view either on your tablet, or online at the EWP website, (www.elephantwelfareproject.org)

Elephant Welfare Assessment

Section C

Instructions

Incidents of Aggression

18:00

18:30

19:00

19:30

20:00

20:30

21:00

21:30

22:00

Mary Phillips

Night-time Activity: Incidents of Aggression (agonistic behaviour)

Select other elephants in enclosure at time of observation

☒ Grey Mystery

Scan the ENTIRE night of video footage, then record ANY incidents of aggression seen AT ANY TIME on the table below.

TIME	BEHAVIOUR SEEN	CIRCUMSTANCES	AGGRESSOR(S)	RECIPIENT(S)
23:20	Tail pulling	Seemed annoyed	Smoke	Mystery
02:35	Pushing	Access to food	Smoke	Mystery

NEXT

Next you will see a section called ‘Incidents of Aggression’

65

Elephant Welfare Assessment

Section C

Mary Phillips

Instructions

Incidents of Aggression

18:00
18:30
19:00
19:30
20:00
20:30
21:00
21:30
22:00

Night-time Activity: Incidents of Aggression (agonistic behaviour)

Select other elephants in enclosure at time of observation

☒ Grey Mystery

Scan the ENTIRE night of video footage, then record ANY incidents of aggression seen AT ANY TIME on the table below.

TIME	BEHAVIOUR SEEN	CIRCUMSTANCES	AGGRESSOR(S)	RECIPIENT(S)
23:20	Tail pulling	Seemed annoyed	Smoke	Mystery
02:35	Pushing	Access to food	Smoke	Mystery

NEXT

In the main pane, click on the other elephants in the enclosure at the time of observation.

Elephant Welfare Assessment

Section C

Mary Phillips

Instructions

Incidents of Aggression

18:00
18:30
19:00
19:30
20:00
20:30
21:00
21:30
22:00

Night-time Activity: Incidents of Aggression (agonistic behaviour)

Select other elephants in enclosure at time of observation

☒ Grey Mystery

Scan the ENTIRE night of video footage, then record ANY incidents of aggression seen AT ANY TIME on the table below.

TIME	BEHAVIOUR SEEN	CIRCUMSTANCES	AGGRESSOR(S)	RECIPIENT(S)
23:20	Tail pulling	Seemed annoyed	Smoke	Mystery
02:35	Pushing	Access to food	Smoke	Mystery

NEXT

If you are using a video recording, you can quickly scan the entire night of video footage. Any time you see any aggressive behaviour, stop the video, and record the details on the table.

If you are observing the elephants live, you will need to make a note any time you see any aggressive behaviour. you can just make a separate note of this on a piece of paper while you are observing the elephants, and then copy this information onto the tablet at the end of your night of observation

Elephant Welfare Assessment

Section C

Mary Phillips

Instructions

Incidents of Aggression

18:00
18:30
19:00
19:30
20:00
20:30
21:00
21:30
22:00

Night-time Activity: Incidents of Aggression (agonistic behaviour)

Select other elephants in enclosure at time of observation

☒ Grey Mystery

Scan the ENTIRE night of video footage, then record ANY incidents of aggression seen AT ANY TIME on the table below.

TIME	BEHAVIOUR SEEN	CIRCUMSTANCES	AGGRESSOR(S)	RECIPIENT(S)
23:20	T	Seemed annoyed	Smoke	Mystery
02:35	Pushing	Access to food	Smoke	Mystery

NEXT

First, note the time of the incident

Elephant Welfare Assessment

Section C

Mary Phillips

Instructions

Incidents of Aggression

18:00
18:30
19:00
19:30
20:00
20:30
21:00
21:30
22:00

Night-time Activity: Incidents of Aggression (agonistic behaviour)

Select other elephants in enclosure at time of observation

☒ Grey Mystery

Scan the ENTIRE night of video footage, then record ANY incidents of aggression seen AT ANY TIME on the table below.

TIME	BEHAVIOUR SEEN	CIRCUMSTANCES	AGGRESSOR(S)	RECIPIENT(S)
23:20	Tail pulling	Seemed annoyed	Smoke	Mystery
02:35	Pushing	Access to food	Smoke	Mystery

NEXT

Then, describe the aggressive behaviour that you saw, and the circumstances – what was happening at the time, and why you think this may have happened

Elephant Welfare Assessment

Section C

Instructions

Incidents of Aggression

18:00

18:30

19:00

19:30

20:00

20:30

21:00

21:30

22:00

Mary Phillips

Night-time Activity: Incidents of Aggression (agonistic behaviour)

Select other elephants in enclosure at time of observation

✓

Grey Mystery

Scan the ENTIRE night of video footage, then record ANY incidents of aggression seen AT ANY TIME on the table below.

TIME	BEHAVIOUR SEEN	CIRCUMSTANCES	AGGRESSOR(S)	RECIPIENT(S)
23:20	Tail pulling	Seemed annoyed	Smoke	Mystery
02:35	Pushing	Access to food	Smoke	Mystery

NEXT

Then note who was the animal being aggressive, the aggressor, and who was the animal receiving the aggression

70

Elephant Welfare Assessment

Section C

Mary Phillips

Instructions

Incidents of Aggression

18:00
18:30
19:00
19:30
20:00
20:30
21:00
21:30
22:00

Night-time Activity: Incidents of Aggression (agonistic behaviour)

Select other elephants in enclosure at time of observation

☒ Grey Mystery

Scan the ENTIRE night of video footage, then record ANY incidents of aggression seen AT ANY TIME on the table below.

TIME	BEHAVIOUR SEEN	CIRCUMSTANCES	AGGRESSOR(S)	RECIPIENT(S)
23:20	Tail pulling	Seemed annoyed	Smoke	Mystery
02:35	Pushing	Access to food	Smoke	Mystery

NEXT

When you have finished entering all the aggressive behaviours seen throughout the night, click on the green 'next' button at the bottom of the main pane

Elephant Welfare Assessment

×

Section C

Mary Phillips

Instructions

Incidents of Aggression

18:00

18:30

19:00

19:30

20:00

20:30

21:00

Lying Down: With Others ⓘ ☐

Name of Others

Stereotyping ⓘ ☒

Additional Info

Swaying in place

Self-maintenance ⓘ ☐

Additional Info

Interaction with Environment ⓘ ☐

Additional Info

Social/Affiliative ⓘ ☐

Name of Others

Other ☐

Description

Out of view ☐

Additional Comments

The app will automatically advance to the next line, where you must enter the behaviour seen at 18:00, or 6pm.

Elephant Welfare Assessment

Section C

Mary Phillips

Instructions

Incidents of Aggression

18:00

18:30

19:00

19:30

20:00

20:30

21:00

Lying Down: Alone ⓘ ☐

Lying Down ⓘ ☐

Stereotypy ⓘ ☐

Self-mutilation ⓘ ☐

Interaction ⓘ ☐

Social/Affiliative ⓘ ☐

Other ⓘ ☐

Out of view ⓘ ☐

Interaction with Environment

Investigating or interacting with things in the environment (other than food). May include but is not limited to: playing with an object and object manipulation, environmental investigation.

CLOSE

Others

Info

Info

Info

Info

Name of Others

Description

For any of the behaviours listed, you can click on the ‘i’ button, and you’ll see a popup window with the definition that we are using for that behaviour

Elephant Welfare Assessment

×

Section C

Mary Phillips

Instructions

Incidents of Aggression

18:00

18:30

19:00

19:30

20:00

20:30

21:00

Lying Down: With Others ⓘ ☐

Stereotyping ⓘ ☒

Self-maintenance ⓘ ☐

Interaction with Environment ⓘ ☐

Social/Affiliative ⓘ ☐

Other ☐

Out of view ☐

Name of Others

Additional Info

Swaying in place

Additional Info

Additional Info

Name of Others

Description

Additional Comments

In the main pane, click on the box to the right of the behaviour you saw the elephant performing at that time

Elephant Welfare Assessment		
Section C	Mary Phillips	
Instructions		
Incidents of Aggression		
18:00	Lying Down: With Others ⓘ <input type="checkbox"/>	Name of Others
18:30	Stereotyping ⓘ <input checked="" type="checkbox"/>	Additional Info Swaying in place
19:00	Self-maintenance ⓘ <input type="checkbox"/>	Additional Info
19:30	Interaction with Environment ⓘ <input type="checkbox"/>	Additional Info
20:00	Social/Affiliative ⓘ <input type="checkbox"/>	Name of Others
20:30	Other <input type="checkbox"/>	Description
21:00	Out of view <input type="checkbox"/>	
Additional Comments		

If there is a grey box to the right of that behaviour, enter any of the details requested

Elephant Welfare Assessment

Section C

Mary Phillips

04:00	✓	Lying Down: Alone	<input type="checkbox"/>	
04:30	✓	Lying Down: With Others	<input type="checkbox"/>	Name of Others
05:00	✓	Stereotyping	<input checked="" type="checkbox"/>	Additional Info Pacing
05:30	✓	Self-maintenance	<input type="checkbox"/>	Additional Info
06:00	✓	Interaction with Environment	<input type="checkbox"/>	Additional Info
06:30	✓	Social/Affiliative	<input type="checkbox"/>	Name of Others
07:00	✓	Other	<input type="checkbox"/>	Description
07:30	✓	Out of view	<input type="checkbox"/>	
08:00		Additional Comments		




ASSESSMENT C COMPLETE

Every 30 minutes, throughout the night, you must record the elephant's behaviour. So for example, you would record behaviour at 8pm, 8:30pm, 9 o'clock, and so on, for the rest of the night.

Once you have entered the observation for the last time listed on the app, which is 8 o'clock in the morning, then click the green 'Assessment C complete' button at the bottom of the screen, to save all your data.

Time to complete an assessment = 3 days

Three days total

- A. One day (daytime) 
- B. Three days (daytime) 
- C. One night (overnight) 



Overall, it will take you three days to complete one assessment on an elephant.

The four daytime QBA observations for section A could be done on the same day as one of the Section B daytime behavioural observations, you'll just need to collect them at slightly different times, maybe a few minutes apart.

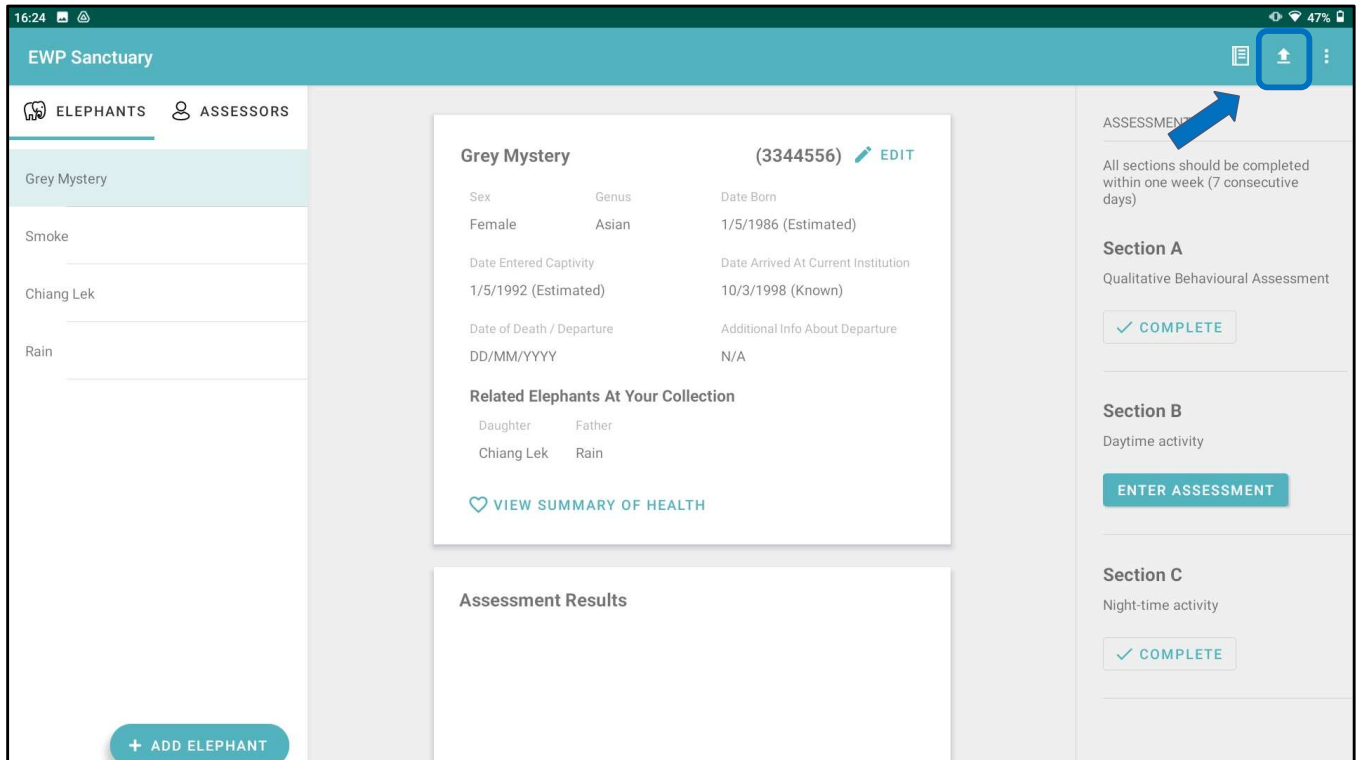
And the overnight observations for Section C can be done some time during the 3 days when you are making daytime observations.

Finally

Export your data to receive your detailed elephant report.

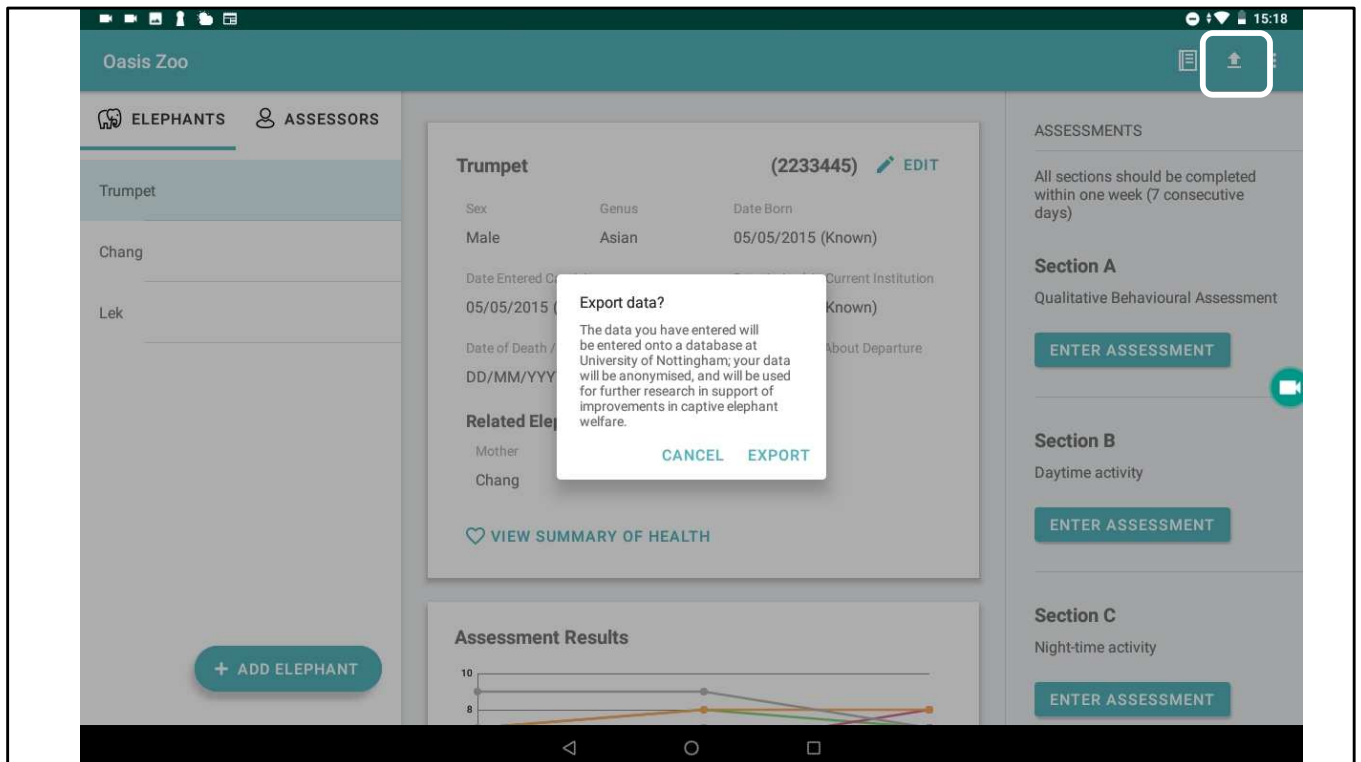


Once you have completed all three sections of the tool, you can submit your data, and you will automatically receive an email with a detailed report on your elephant's behaviour.



From the home screen, click on the export icon in the top right corner of the screen. This icon looks like a horizontal line with an arrow pointing up.

You must be connected to the internet to be able to export your data.



You will then see a pop up box asking you for confirmation. If you agree with the terms, click on 'export' and your data will be uploaded.


Your report of your elephant's results will be sent to the registered user's email within minutes

Elephant Welfare Project

Elephant Behavioural Welfare Tool

Android App Instructions

If you still have questions, please contact us
at EWP@nottingham.ac.uk



www.elephantwelfareproject.org



We hope that this information has helped you to use our elephant welfare tool app, but if you have any questions, please contact us at EWP@nottingham.ac.uk



Elephant Welfare Project

www.elephantwelfareproject.org

Donate: <https://www.justgiving.com/campaign/elephant-welfare-project>



Photo credit: Bill Attwell

Please support our work



We think it's essential that we provide this app free of charge, so that any facility anywhere in the world that has elephants is able to use it.

But in order to be able to do this, we urgently need your support. If your facility can possibly afford to do so, please donate to support our project. Visit our website at elephantwelfareproject.org, and click on the 'Donate' button, or visit our JustGiving page using the link on this page.

Even if you can't afford to support us right now, please share our website and social media links with your colleagues, your family and your friends, to spread the

news about our work. Thank you in advance for your support.